

Ceramic Monoblock Bandpass Filter




Model KFF6193A Technical Data

Features:

- Small Size
- High Performance
- SMD

Description and Applications:

This 2 pole monoblock filter is primarily designed for ISM applications at 915 MHz.



Electrical Specifications

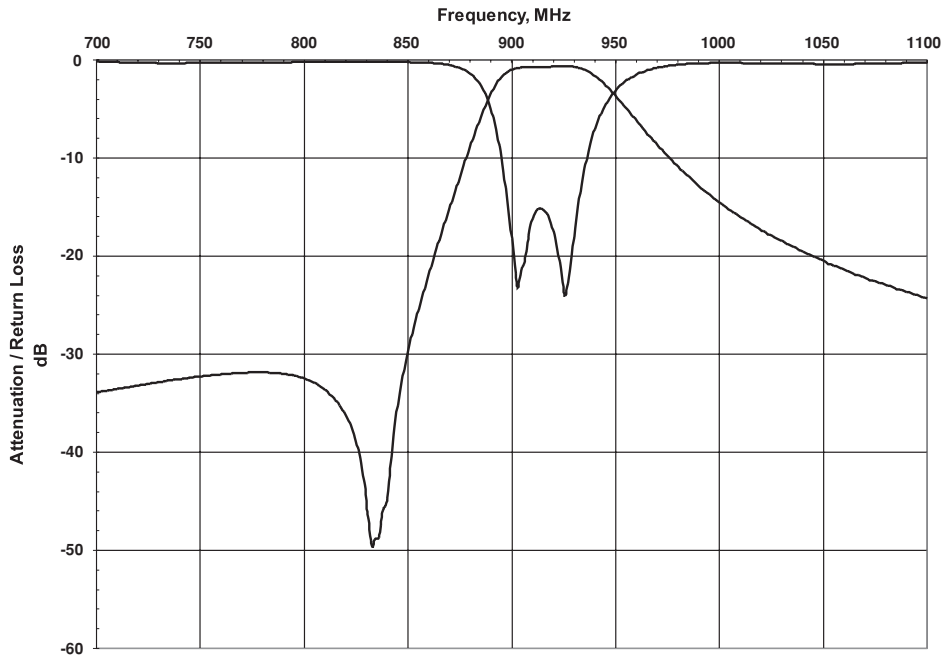
Parameters	Frequency	Specifications @ 25° C
Insertion Loss	902 MHz to 928 MHz	2.0 dB max.
Forward Return Loss		10.0 dB min.
Attenuation	710 MHz	30.0 dB min.
Power Rating		1W
Impedance		50Ω

NOTE: Supplier shall test each filter to the critical electrical specifications listed above or better. Any subsequent audits may deviate due to measurement repeatability among different test systems. Such deviations shall not exceed the following limits:

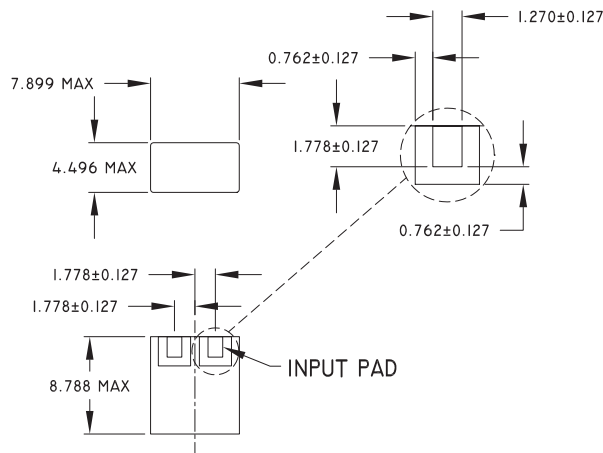
Specification	Typical Allowance
Insertion Loss	0.1dB
Return Loss	1.0dB
Stopbands	1.0dB

Rev. 1

Typical Response Curve

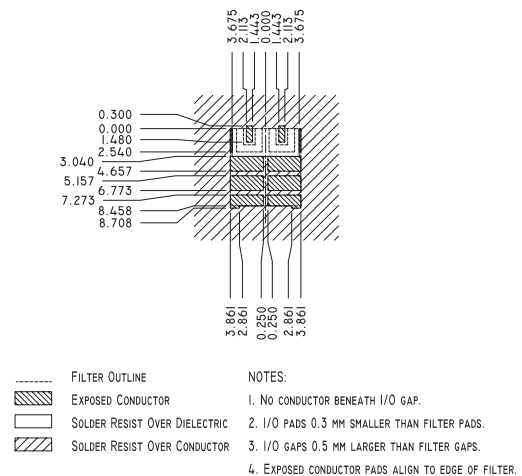


Mechanical Dimensions




NOTE: RESONATOR HOLES NOT SHOWN.
ALL DIMENSIONS IN MM.

PC Board Layout

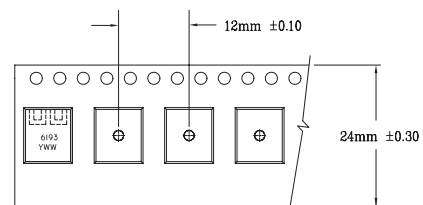


Part Marking

Y = LAST DIGIT OF YEAR
WW = SEQUENTIAL WEEK NUMBER



Packaging



THIS PRODUCT IS SHIPPED IN REELED TAPES.
1000 PIECES PER REEL .
4.17 LBS PER REEL.

Contact Information:

CTS WIRELESS COMPONENTS, INC. / 171 Covington Drive / Bloomingdale, IL 60108
PHONE: (800) 757-6686 / www.ctscorp.com

Document Control #6287115Y01 Rev. 1

Date of Origin 03/04/02

Date of Revision 03/04/02

THIS DATA SHEET IS NOT AN OFFER FOR SALE AND SHALL NOT OBLIGATE CTS TO SELL THE PRODUCTS DESCRIBED HEREIN OR ANY OTHER PRODUCTS. CTS MAY, IN ITS SOLE DISCRETION, MODIFY OR DISCONTINUE THE SALE OF ITS PRODUCTS AT ANY TIME WITHOUT NOTICE. CTS MAKES NO WARRANTY, INCLUDING WARRANTIES OF MERCHANTABILITY OR FITNESS FOR A PARTICULAR PURPOSE, WITH RESPECT TO THE PRODUCTS REFERENCED OR INFORMATION PROVIDED HEREIN.

CTS® is a registered trademark of CTS Corporation.